



# ORIGIN ENERGY PRIMARY SCHOOLS CUP

How to Live Score Guide

Brought to you by



AUSTRALIA'S  
**GOLDCOAST.**

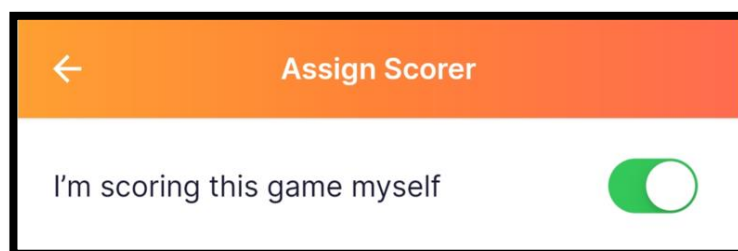
## HOW TO ASSIGN A SCORER OR SCORE YOURSELF

- You need to have a role of Team Manager to assign a scorer
  - If you have not been assigned the manager, be in touch with Netball Queensland to be added
- Open the NetballConnect app and see a managing card on your schedule
- Select scorer not set

### ONLY HOME TEAMS NEED TO ASSIGN A SCORER



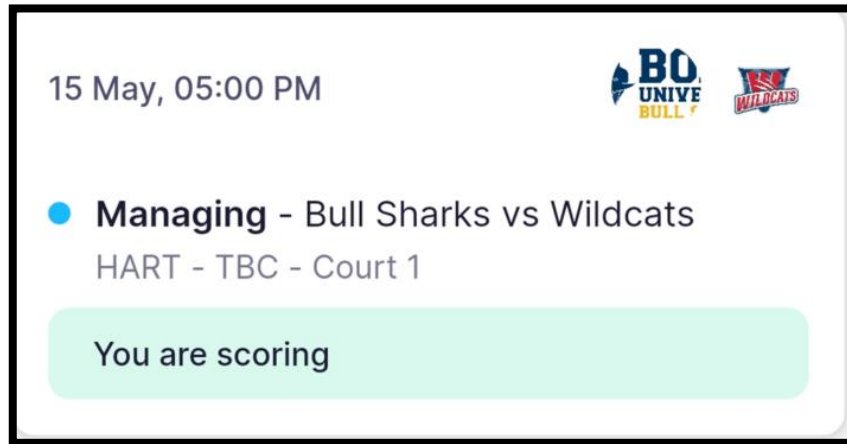
- Select either:
  - I'm scoring this game myself **OR**
  - Search for someone else



- Select confirm scorer



- If you assign yourself as the scorer, the below screen appears on you schedule



- Followed by the scoring card
  - Open the scoring card up to score the game by clicking on it



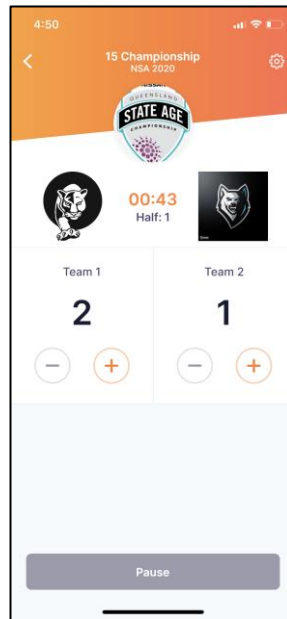
- The first thing it will ask when the game starts is which team won the centre pass
- If you have assigned the scoring role to someone else, they will see the scoring card on their schedule and need to confirm **yes or no**
  - Open the scoring card up to score the game
  - The first thing it will ask when the game starts is which team won the centre pass

## HOW TO LIVE SCORE

- Once you have followed the above steps and are commencing scoring a game, follow the below instructions.

### When a goal is scored

- Use the + and – buttons on the screen to score the match



- The centre pass will automatically be assigned, however, at the end of the half, the centre pass changes. Be wary if the team did not take the centre pass.
  - This can be adjusted by tapping the centre pass hand once the next quarter resumes.
- Confirm half time and full-time scores
- Always score to the whistle