

2025 Senior State Age How to Guide – Live Scores

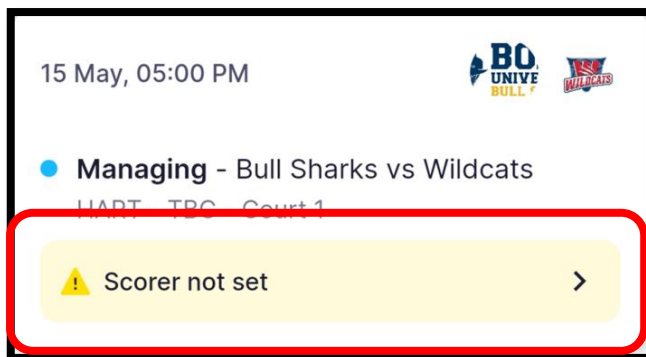
Brought to you by



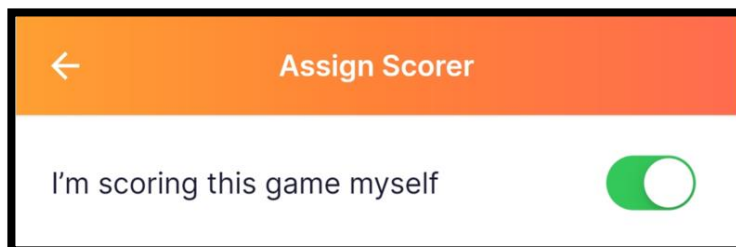
HOW TO ASSIGN A SCORER OR SCORE YOURSELF

- You need to have a role as a manager to assign a scorer
 - If you have not been assigned the manager, be in touch with your Association to be added
 - Open the NetballConnect app and see a managing card on your schedule
- Select scorer not set

ONLY HOME TEAMS NEED TO ASSIGN A SCORER



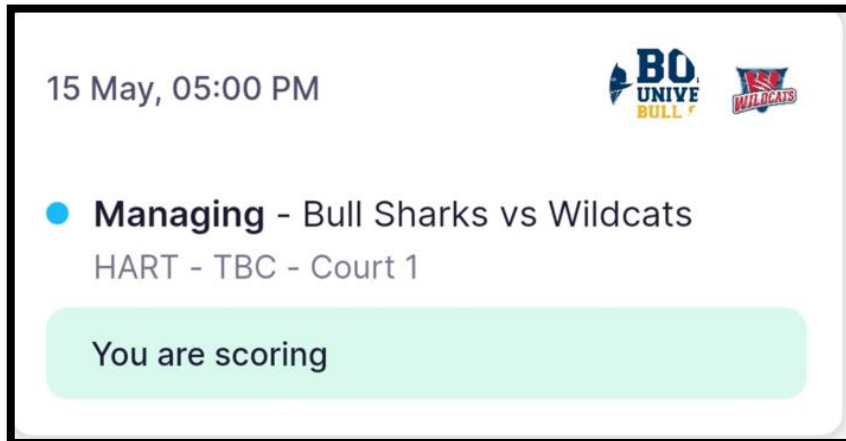
- Select either:
 - I'm scoring this game myself **OR**
 - Search for someone else



- Select confirm scorer



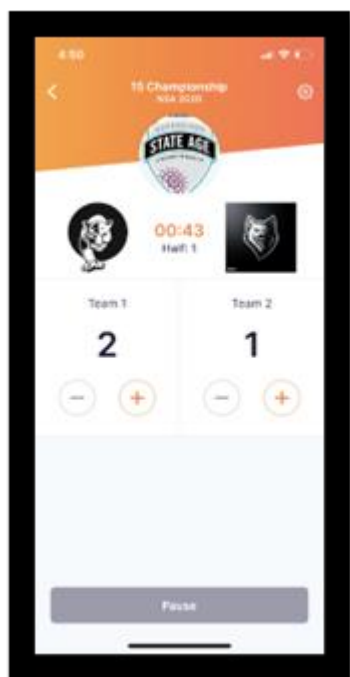
- If you assign yourself as the scorer, the below screen appears on you schedule



- Followed by the scoring card
 - Open the scoring card up to score the game by clicking on it



- If you have assigned the scoring role to someone else, they will see the scoring card on their schedule and need to confirm **yes or no**
- Open the scoring card up to score the game



- Use the + and – buttons to score the match
- Confirm half time and full-time scores
- Score to the whistle

- If a goal is scored after the buzzer, **BOTH** scorers need to approach Comps HQ to get the score adjusted