



# INFRASTRUCTURE STRATEGY

2024-2034





Netball Queensland acknowledges the Traditional Custodians of the land on which we live, work and play. We acknowledge their Elders, past, present and emerging. In particular, we pay our respects to the Turrbal and Yuggera peoples, who are the Traditional Custodians of the land which our home office, Nissan Arena, is situated.

We pay our respects to ancestors of this land, their spirits and legacy which remain linked to traditional lands and waters. Our First Nations peoples give strength, inspiration and courage to current and future generations of Queenslanders, both First Nations and non-First Nations.



# CONTENTS

Executive Summary	4
Welcome from the CEO	5
Netball in Queensland	6
Stakeholder Engagement	16
Netball Facility Provision Model	19
Netball Queensland Facilities Framework	22
Our Regions	28
• South East Queensland	30
• South West Queensland	36
• Central Queensland	41
• Northern Queensland & Far North Queensland	46



# EXECUTIVE SUMMARY

We are excited to present the Netball Queensland Infrastructure Strategy (NQIS) – a plan that supports the sustainable growth of netball across the state.

The NQIS focuses on creating welcoming and inclusive environments that inspire our players, officials, volunteers and fans to participate, connect and thrive.



With participation in netball continuing to grow year-on-year and Queensland's population increasing rapidly, planning for the future facility needs of netball is more important than ever.

The NQIS focuses on delivering outcomes for all levels of netball, from our Net Set Go participants through to our Queensland Firebirds.

To ensure the NQIS is evidence-based, we have engaged with associations and government, analysed participation and population trends, and audited facilities across Queensland.

The Netball Facility Provision Model has been established to identify and prioritise areas of need and set benchmarks for future netball facility provision.

We will continue to work with government partners to identify needs, plan for development and activate venues that create diverse ways to participate in netball.

The NQIS promotes development across three key netball infrastructure focus areas:

## 1. Community Netball

**Goal:** Our facilities maximise opportunities for everyone to play, coach, officiate, volunteer and spectate

## 2. Elite & Pathways

**Goal:** Our facilities create environments that develop talent, drive high performance and inspire our fans

## 3. Innovation & Partnerships

**Goal:** Our facilities are sustainable and innovative, creating more opportunities to participate

The implementation of the NQIS is vital in ensuring all Queenslanders can participate in netball and achieving Netball Queensland's vision to be the most played and supported sport in Queensland.



# WELCOME FROM THE CEO

I am pleased to present the Netball Queensland Infrastructure Strategy 2024 – 2034.

The NQIS represents a landmark step in our role as a lead partner in the development of netball facilities across the state.

The NQIS outlines our commitment to a targeted and balanced approach to facility development, ensuring that investment in infrastructure is aligned with the joint priorities of all partners.

Expanding our capacity to grow netball participation is vital to the ongoing health of the sport, and our facilities must grow with us.

We want all Queenslanders to be able to participate, coach, officiate, volunteer and spectate in high quality, welcoming and inclusive venues.

Netball is continuing to evolve, encouraging a greater diversity of participation in communities across Queensland.

The ongoing support of our associations and clubs, local government authorities, state and federal governments, schools and other facility providers will be crucial to the maintenance of current facilities and development of new facilities across the state.

Through the implementation of the Strategy, we are committed to providing environments that allow netball to thrive and welcome the contribution of our partners as we strive to enrich lives through netball.



**Kate Davies**

Chief Executive Officer | Netball Queensland





# NETBALL IN QUEENSLAND



# NETBALL QUEENSLAND

Netball Queensland is the peak state sporting organisation responsible for the governance, development, promotion, and administration of netball throughout Queensland.

Netball Queensland has established its purpose to enrich lives through netball as we aspire to be the most played and supported sport in Queensland.

Netball Queensland will continue to engage its core participant base as a sport of choice for women and girls, while pursuing a more diverse participant base across all genders, cultures, ages and abilities.

The development of the NQIS is vital in pursuing our aspirations and creating environments that support communities to play, coach, officiate and volunteer in our game.

The NQIS will be an evolving document, with periodic reviews and updates ensuring that it continues to reflect the changing nature of our game and the implementation of the Netball Queensland Facilities Framework.

## PURPOSE

**We enrich lives through netball**

## VISION

**We aspire to be the most played and supported sport in Queensland**

## GAME PLAN

**We will get there with initiatives that Grow, Play, Inspire & Lead**



# OUR STRATEGIC PLAN 2023-2025



## GROW

Be targeted and tenacious in identifying commercial opportunities to improve our ability to invest in the game

1. Diversify our consumer base
2. Grow participation
3. Expand revenue streams
4. Grow the return from Nissan Arena
5. Maximise opportunities created by Brisbane 2032

## PLAY

Maximise opportunities for people to love our game at any level they participate in

1. Improve consumer journeys
2. Increase our capacity and capability to welcome boys and men into netball
3. Be inclusive
4. Take responsibility for the development of coaches and officials
5. Create fit for purpose and inclusive places to play

## INSPIRE

Be relentless in telling our story and showcasing our game – the athletes, the experiences, the opportunities, the achievements, the contributions

1. Invest in storytelling targeted at more diverse audiences
2. Develop deeper connections between the Queensland Firebirds and grassroots netball
3. Advocate benefits of being part of the netball community
4. Celebrate our stars and honor our heritage
5. Provide leading sport experiences

## LEAD

Develop organizational capacity and capability so we can be at our best, support our members and advance the sustainable development of netball

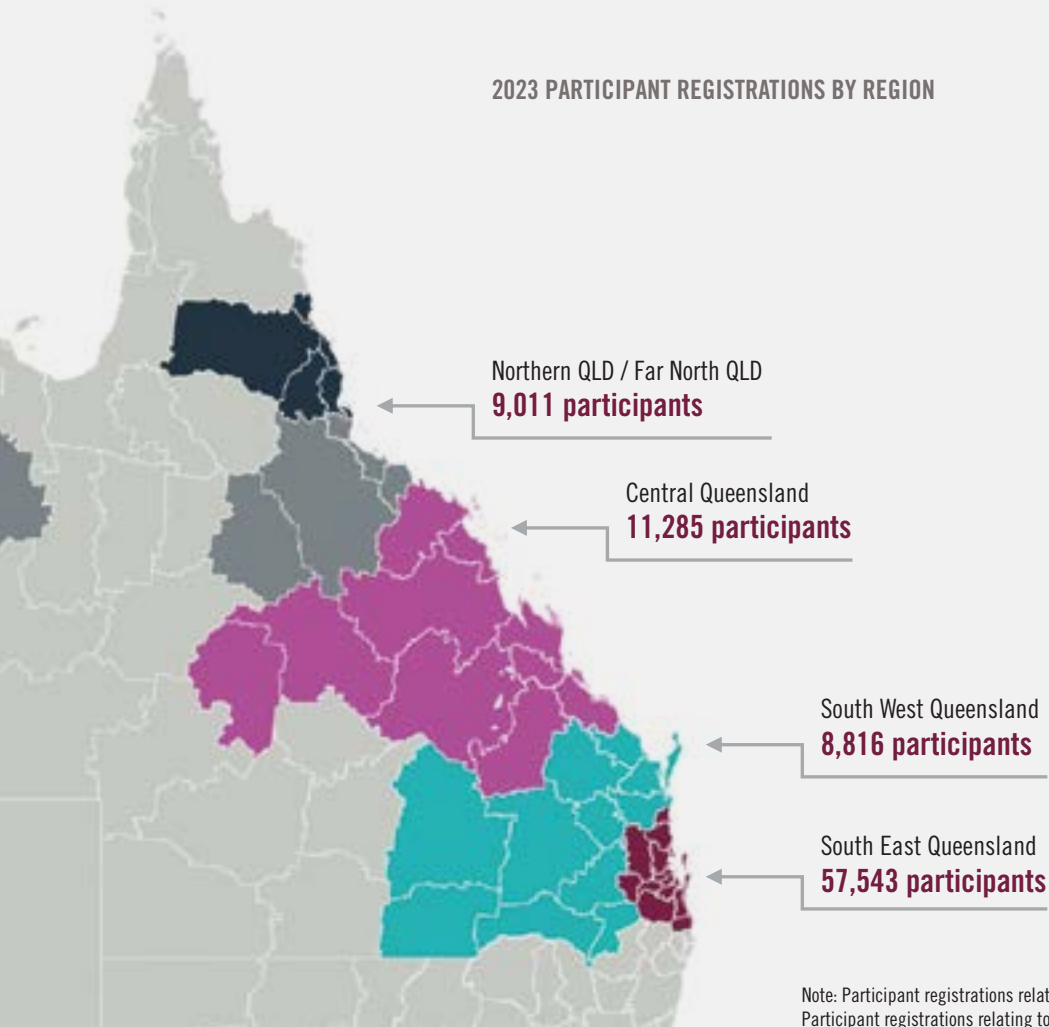
1. Create a supportive and accountable workplace culture
2. Use insights from data to make better decisions
3. Transition diversity, equity and inclusion from a function to a practice
4. Demonstrate and deliver value to our members
5. Support club and association sustainability





# NETBALL PARTICIPATION IN QUEENSLAND

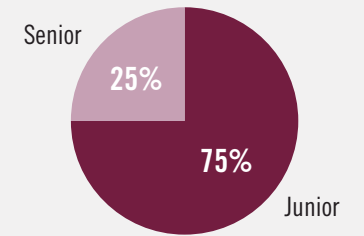
2023 PARTICIPANT REGISTRATIONS BY REGION



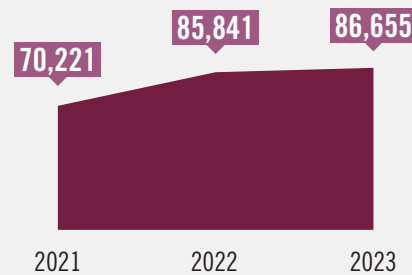
2023 TOTAL PARTICIPANT REGISTRATIONS

**86,655**

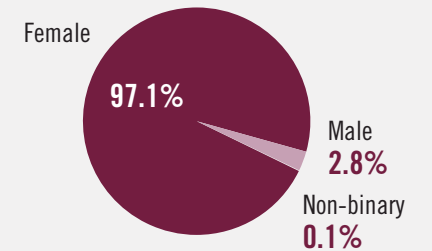
2023 AGE PROFILE



2021–2023 PARTICIPANT REGISTRATIONS



2023 GENDER PROFILE



Note: Participant registrations relate to registrations for affiliated competitions and programs. An individual may be registered for multiple competitions and programs. Participant registrations relating to event / carnival / representative competition, coaches, umpires and officials are excluded.



# QUEENSLAND'S GROWING POPULATION

Queensland's population is growing rapidly, creating both opportunities and challenges for communities as their needs continue to evolve.

Queensland is forecast to grow by 15.4% between 2024 and 2034, with a range of metropolitan and regional centres expecting high levels of growth in the foreseeable future.

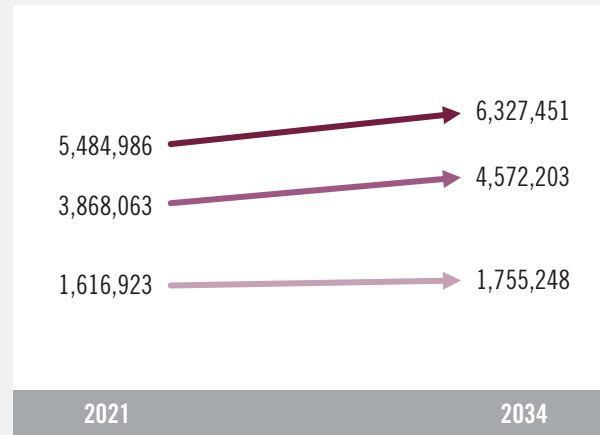
The projected rate of growth for South East Queensland is 18.2% between 2024 and 2034, with key growth corridors to the north, south and west of Brisbane providing opportunities for participation growth.

The rate of growth within local government authorities such as Gold Coast, Logan, Ipswich, Moreton Bay and Sunshine Coast will necessitate careful planning and targeted investment in netball facilities to ensure communities have access to netball.

Netball is ideally suited to creating participation outcomes relative to the size of the infrastructure footprint, positioning it as an ideal sport within fast-growing and diverse communities.

## 2024-2034 POPULATION FORECAST

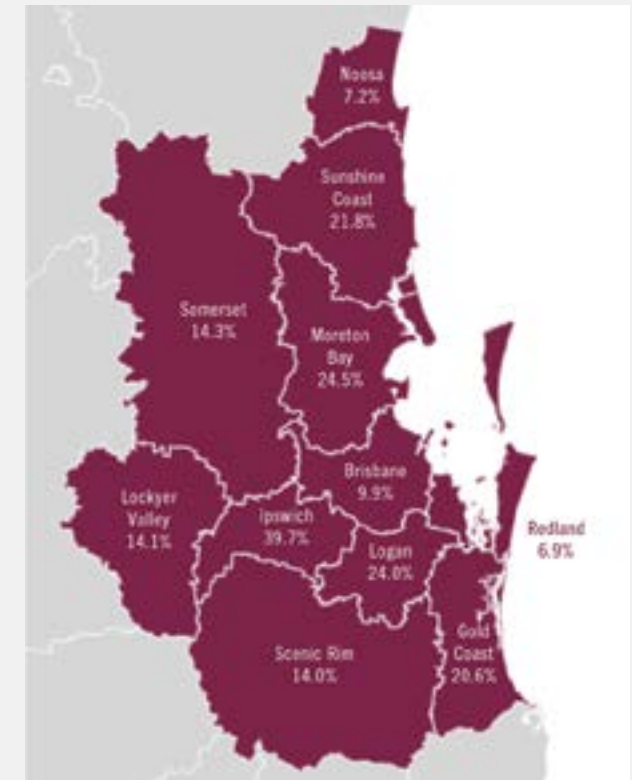
■ Queensland ■ South-East QLD ■ Regional QLD



## 2024-2034 % POPULATION GROWTH

Queensland	15.4%
South-East QLD	18.2%
Regional QLD	8.6%

## SOUTH EAST QLD 2024-2034 POPULATION GROWTH FORECAST

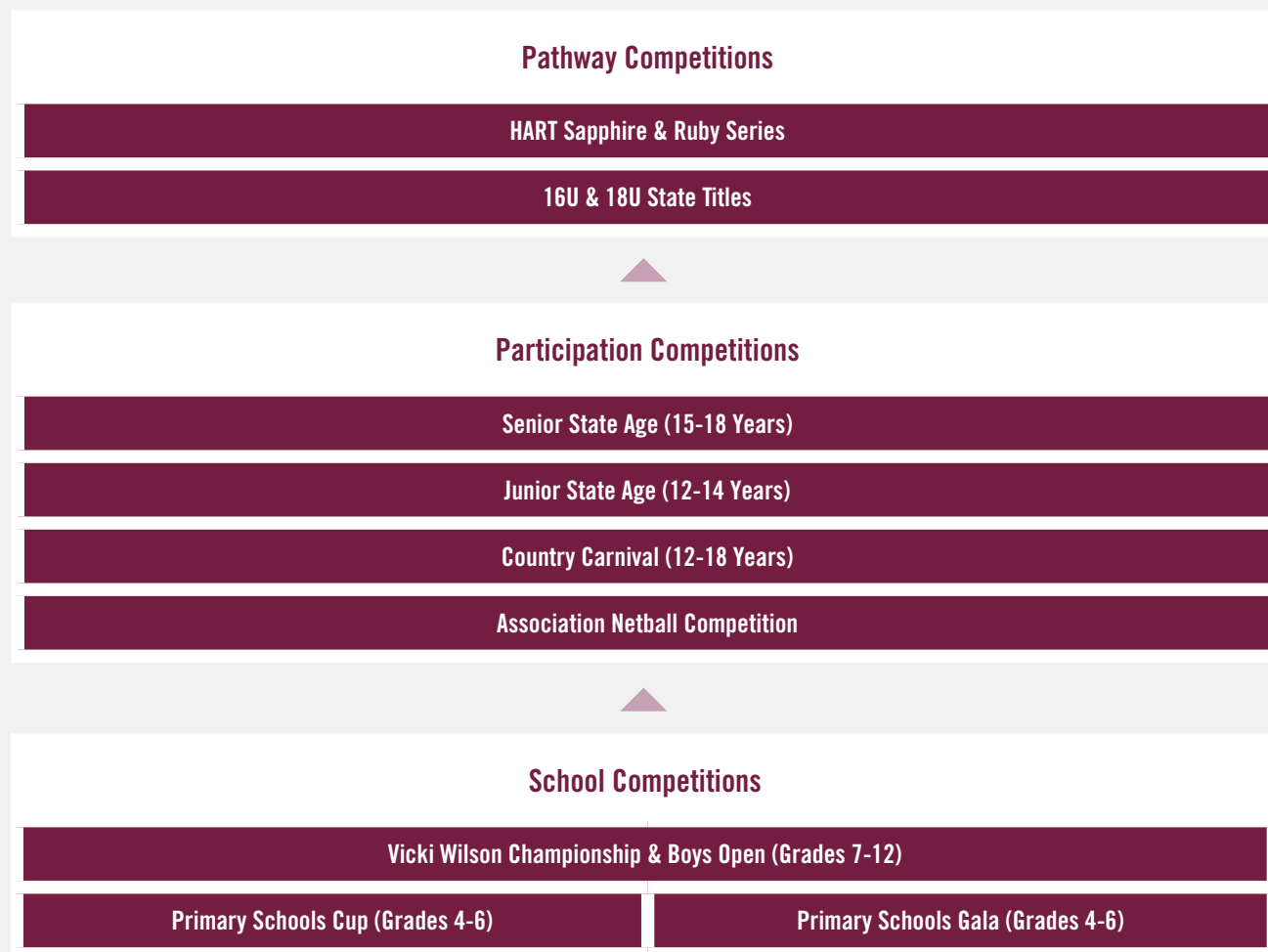


# COMPETITION FRAMEWORK

Netball Queensland competitions are structured to provide opportunities for participants of all skill levels and enable the development of players and officials through the talent pathway.

The Netball Queensland Competition Framework establishes the following objectives for netball competition:

- To provide affordable and accessible competition structures that enable players, coaches, and officials of all levels to pursue their dreams.
- To provide access for all to an appropriate standard of netball, ensuring participants can reach a level where they are challenged but don't always dominate or are consistently out of their depth.
- To ensure an appropriate volume of netball so participants can meet their training and playing requirements and maintain a lifelong passion for the game.
- To reduce the impact of cost as an inhibitor to participation, ensuring that cost does not prevent talented players, coaches and umpires from further selection.
- To ensure all competition structures have a clear purpose and fit into the broader context of Netball Queensland Competitions, aiding in player, coach and umpire retention and progression as appropriate.



# NETBALL FACILITY HIERARCHY

Netball facilities play a range of roles throughout the facility hierarchy, from elite competitions and talent pathways to local competitions and entry-level programs.

The Netball Facility Hierarchy determines the role of each venue and the level of court provision required to ensure each facility is fit-for-purpose.

The Netball Facility Hierarchy is applied when planning for facility development to ensure that the facility network is balanced and meets the needs of all stakeholders.

## Netball Facility Hierarchy

Facility Type	Facility Role	Provision	Example Venues
<b>Super Netball / Elite Training</b>	Elite competition and training activity	2 indoor courts, Seating capacity: 5,000+ in-season / 2,000+ pre-season	Nissan Arena
<b>State Centre / Major Events</b>	Talent pathway competitions	8+ indoor courts	Nissan Arena
<b>Regional Competition / Events</b>	State and regional level events and carnivals, and local association competition and training	20+ courts	Victor Park, Limestone Park, Maroochydore Multi-Sport Complex, Murray Sporting Complex
<b>Association Competition</b>	Local association competition and training	14+ courts	Bradbury Park, Shirley Tinney Netball Complex, Underwood Park
<b>Local Competition / Training</b>	Local association competition and training, and club training	6+ courts	Jimboomba Park, Pimpama Sports Complex, Evan Margison Park
<b>Club / School Competition / Training</b>	Local association competition and training, and club training	2+ courts	Maleny State High School, Atherton High School
<b>Net Set GO Activation Venue</b>	Net Set Go program delivery	2-6 courts	



# OUR NETBALL FACILITIES

Netball facilities across Queensland are the home of association competitions, participation programs, talent development pathways, events and carnivals.

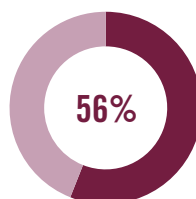
The collection and analysis of facility data has provided the evidence base for development of the NQIS and will allow for the ongoing assessment of future facility needs.

## Facility Inventory

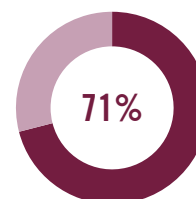
VENUES	83
TOTAL COURTS	904
HARD COURTS	728
GRASS COURTS	176
LIT COURTS	643
EQUIVALENT COURTS*	785

## Queensland Netball Facility Audit

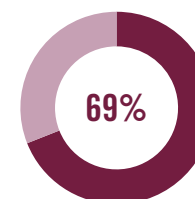
An audit of netball facilities was undertaken in early 2024, with 59 netball venues and 680 courts audited via on-site inspections to establish trends in facility provision, condition and quality.



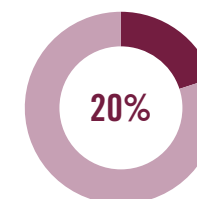
Court Condition  
Excellent/Good



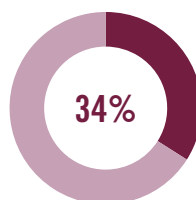
Courts with Lighting\*\*



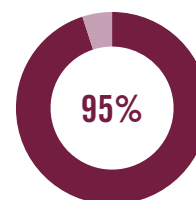
Court Lighting Quality  
Excellent/Good



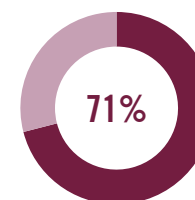
Courts with Covered  
Spectator Seating



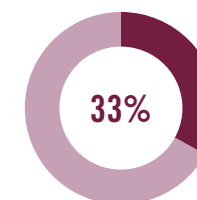
Sites with Player  
Change Facilities



Sites with a Pavilion/Clubroom



Sites with Public Toilet Facilities



Sites with Adequate  
Car Parking



# NISSAN ARENA

Opened in 2019, the Queensland State Netball Centre ('QSNC' or also known as Nissan Arena) is the first-ever home for netball in the state.

QSNC features a 5,000-seat arena that is the home court of our Super Netball team, the Queensland Firebirds, provides competition and training facilities for all levels of netball, and is the administrative headquarters of Netball Queensland.

The QSNC is also a unique multipurpose indoor venue that is available year-round, with the capability to host major professional sporting events, pathways and community sporting events and competitions, corporate functions, and individual training.

Stadiums Queensland owns QSNC, with NQ managing the operations of the venue as the exclusive operator in a long-term partnership, with most usage for the facility being for community sport.

Whilst the current arena design accommodates multiple major event offerings, NQ is planning to evolve the venue and improve asset functionality, operations and aesthetics to create a more welcoming and inclusive fan and patron experience that will in turn influence return visitation, boost event hosting opportunities, and increase revenue generation.



# INDOOR VENUES

Outside of the QSNQ, Netball's access to indoor venues across metropolitan and regional Queensland is being increasingly challenged due to the considerable growth in basketball, futsal and pickleball.

Indoor venues are crucial in providing a high-performance competition and training environment that supports athletes on the pathway to elite netball. Queensland's premier netball competitions, which include the Hart Sapphire Series, Ruby North, Ruby South and State Titles, are all required to be played indoors.

In May 2024, NQ announced the formation of the Ruby North competition, a reinvigorated initiative aimed at providing elite netball opportunities for the finest athletes in the state's central and northern regions of Cairns, Townsville, Mackay and Central Queensland.

The planning of new indoor venues in regional Queensland should also consider seating capacities that can support event attraction such as the hosting of pre-season Super Netball matches or Australian Netball content.

NQ is pursuing partnerships with all levels of government and educational institutions to ensure netball has access to existing venues, and is considered in the planning of new venues that can cater to the performance pathway, community netball and netball education (coaching and umpiring).





# STAKEHOLDER ENGAGEMENT





# WHAT OUR STAKEHOLDERS TOLD US

Our affiliated netball associations and local government partners play a vital role in the operation, management and development of netball facilities across Queensland.

We engaged with netball associations, state government and local government authorities to ensure the NQIS reflects their needs and addresses key issues relating to netball facility development and management.



## Key issues for Netball Associations:

1. Deteriorating court quality and the need to resurface courts
2. Lack of sufficient numbers of courts to support ongoing participation growth
3. Limitations relating to the suitability of grass courts for competition and training
4. Need for increased provision of court lighting to competition specifications
5. Weather and climate impacts on facilities, including heat and weather events (e.g. flooding)
6. Need for better toilets and amenities at venues
7. Need for improved clubroom facilities to support association administration and operation, and provide for participants and officials
8. Lack of shade and seating surrounding courts and other netball venue infrastructure
9. Lack of sufficient car parking to cater for the high turnover of competition patrons and event days
10. Impact of facility management and development responsibilities on volunteers

## Key issues for State and Local Government:

1. Quantifying netball facility development needs based on demand and growth projections
2. Planning for netball facility needs in areas of high population growth
3. Need to increase the capacity of existing netball facilities to cater for growing participation
4. Ongoing maintenance and upgrade requirements for existing courts and facilities
5. Increasing weather and climate impacts on netball infrastructure, including flooding and heat
6. Pressure on funding sources to support netball facility development, renewal and maintenance
7. Transitioning to a higher proportion of multi-purpose facilities and sharing between tenants
8. Growing reliance on non-council facilities such as schools to supplement facilities in areas of need
9. Reliance on associations to manage and maintain netball infrastructure
10. Balancing facility development needs for local competitions and regional/state events & carnivals



# WHAT OUR STAKEHOLDERS TOLD US

Based on the consultation with our stakeholders, nine key development opportunities emerged as vital to the future of netball across Queensland




## Court Surface Type

Hard court surfaces are preferred for netball competition and training. Transitioning existing grass courts to hard court surfaces will increase court capacity and improve user safety and experience.



## Facility Condition

Improving facility maintenance and investing in facility renewal projects will increase user safety and improve user experience, ultimately leading to higher participation and retention.



## Network Planning

Planning for future netball facilities to service growing population catchments will ensure that all communities have equal access to participation opportunities and talent pathways.



## Supporting Infrastructure

Ensuring the adequate provision of supporting infrastructure such as car parking, shade and seating is vital to create safe and functional netball facilities.



## Facility Flexibility

Increasing the flexibility of facilities to cater for changing user demands will create more opportunities to participate. Court lighting and indoor/covered netball facilities increase the flexibility and diversity of ways to play netball.



## Catering for Growth

Planning for netball facility needs in areas of identified population and participation growth is vital as new communities emerge, populations increase in density, and the netball community continues to grow.




## Climate and Weather

As climate impacts intensify, creating netball facilities that are resilient to weather events is increasingly important, including the potential for transitioning facilities away from vulnerable locations.



## Talent Pathways

Creating equitable access to netball facilities that support talent pathways and elite performance will ensure current and future netball talent has the opportunity to thrive.



## Access via Partnerships

Working in partnership with landowners and facility managers, such as schools and stadium operators, will create increased access to facilities and promote joint investment in shared priorities.





# NETBALL FACILITY PROVISION MODEL



# NETBALL FACILITY PROVISION MODEL

The Netball Facility Provision Model for Queensland applies participation and population benchmarks to enable the assessment of provision at local, regional and state levels.

The use of both participation and population provision benchmarks aims to ensure that the current and projected use of facilities (participation) is considered in the context of changing community demographics (population).

The model establishes provision benchmarks for metropolitan, regional and rural communities, which acknowledges the differences in population density and geographic catchments in communities with varying characteristics.

The Netball Facility Provision Model has been established to create an ‘indicator of demand’, noting that the local context of a site or community is generally required to supplement facility provision analysis.

The Netball Facility Provision Model and analysis of current provision and projected need are intended to provide drivers for partnership development and collaboration in planning for future investment in netball infrastructure.

The model is based on court provision at affiliated association venues as the primary venues for netball competition and training.

	Low Provision	Balanced Provision	High Provision
<b>Population per court</b>	+25% population per court		+25% population per court
Metropolitan	1 court per 10,000 people	1 court per 8,000 people	1 court per 6,000 people
Regional	1 court per 7,500 people	1 court per 6,000 people	1 court per 4,500 people
Rural	1 court per 5,000 people	1 court per 4,000 people	1 court per 3,000 people
<b>Population per court</b>	+25% population per court		+25% population per court
Metropolitan	1 court per 175 participants	1 court per 140 participants	1 court per 105 participants
Regional	1 court per 150 participants	1 court per 120 participants	1 court per 90 participants
Rural	1 court per 100 participants	1 court per 80 participants	1 court per 60 participants
<b>Court Capacity Model</b>	<i>Equivalent Netball Courts based on:</i> <ul style="list-style-type: none"> <li>• Hard court surface = 1 court</li> <li>• Grass court surface = 0.5 if court consistently used, 0.3 if court rarely used, 0.0 if court not used</li> </ul> <small>All provision analysis is based on equivalent netball courts (EQ. courts)</small>		
<b>Association Competition</b>	2023, 2029 and 2034 population forecast calculated per LGA		
<b>Participation</b>	Participation growth based on 2023 participation rates applied to population growth		



# NETBALL FACILITY PROVISION MODEL

The provision benchmarks established in the Netball Facility Provision Model provide a theoretical level of facility provision based on participation and population, with nominated thresholds for low and high netball facility provision.

It should be noted that the assessment of provision is on a continuum rather than having clearly defined triggers for intervention. The low and high facility provision thresholds are provided as indicators where the deviation from balanced facility provision may create issues for facility users and managers.

While the facility provision model considers facility capacity (number of equivalent courts) as the primary analysis measure, the capability of facilities to support a diverse range of participation opportunities also requires consideration.

Facility capability relates to the type of netball facilities provided and the ability of these facilities to be flexible in meeting community needs and expectations.

While a venue or LGA may be deemed to have adequate court provision, the capability and quality of facilities may impact the ability of these facilities to cater for participation.

Key considerations relating to facility capability include items such as facility quality, court surface and condition, lighting, amenities, and supporting infrastructure such as car parking.

	Low Provision	Balanced Provision	High Provision
<b>Potential Impacts</b>	<ul style="list-style-type: none"> <li>Facilities are generally at capacity and additional provision should be required to meet demand                             <ul style="list-style-type: none"> <li>Participation opportunities may be impacted by facility availability</li> </ul> </li> <li>Facility investment is generally required to create additional capacity</li> </ul>	<ul style="list-style-type: none"> <li>Facilities are capable of hosting netball competitions with training times available via scheduling</li> <li>Facility development and renewal aligns with community needs</li> <li>Investment in facility maintenance and upgrades is balanced and sustainable</li> </ul>	<ul style="list-style-type: none"> <li>Facilities are capable of hosting netball competitions and training, with higher scheduling flexibility</li> <li>Facilities can meet the needs of growing participation and population</li> <li>Ongoing investment in facility maintenance and renewal may be higher than required</li> </ul>
	<b>Facility Capacity</b>		<b>Facility Capability</b>
	The number of netball courts / facilities required to ensure that communities have equal opportunities to participate		The ability of netball facilities to provide environments that support flexible, safe and diverse opportunities to participate



# NETBALL QUEENSLAND FACILITIES FRAMEWORK



# NETBALL QUEENSLAND FACILITIES FRAMEWORK

1. Community Netball Our facilities maximise opportunities for everyone to play, coach, officiate, volunteer and spectate		2. Elite & Pathways Our facilities create environments that develop talent, drive high performance and inspire our fans		3. Innovation & Partnerships Our facilities are sustainable and innovative, creating more opportunities to participate	
1.1 Capacity & Capability	1.2 Inclusive Environments	2.1 Elite Performance	2.2 Talent Development	3.1 Sustainable Innovation	3.2 Working Together
<p><b>1.1.1</b> Increase the capacity of netball facilities to support growing participation</p> <p><b>1.1.2</b> Improve the capability of facilities to provide flexible approaches to participation</p> <p><b>1.1.3</b> Develop new netball facilities in areas of identified growth and demand</p>	<p><b>1.2.1</b> Create welcoming and supportive environments for competition, training and participation programs</p> <p><b>1.2.2</b> Prioritise facility development that supports inclusive participation</p>	<p><b>2.1.1</b> Prioritise investment in Nissan Arena that promotes high performance, event activation and connection with fans</p> <p><b>2.1.2</b> Harness momentum towards Brisbane 2032 to ensure netball has access to new indoor facilities</p> <p><b>2.1.3</b> Establish venues in Regional Queensland that support high performance and can host elite content</p>	<p><b>2.2.1</b> Establish a network of talent pathway facilities to support the progression of talented players, coaches and officials</p> <p><b>2.2.2</b> Create a network of pathway event-ready facilities across Queensland</p>	<p><b>3.1.1</b> Promote opportunities for shared use and multipurpose facility models</p> <p><b>3.1.2</b> Increase equitable access to indoor and covered netball facilities</p> <p><b>3.1.3</b> Support councils and land-owners to create sustainable and resilient netball facilities</p>	<p><b>3.2.1</b> Advocate for the creation of a Queensland Netball Infrastructure Fund in partnership with government</p> <p><b>3.2.2</b> Grow the facility network through partnerships with schools, facility managers and landowners</p> <p><b>3.2.3</b> Adopt best practice asset management principles, including medium and long-term asset management planning</p>



# 1. COMMUNITY NETBALL

**Goal:** Our facilities maximise opportunities for everyone to play, coach, officiate, volunteer and spectate

1.1 Capacity & Capability	Key Actions	Outcomes
<p>1.1.1 Increase the capacity of existing netball facilities to support participation</p> <p>1.1.2 Improve the capability of facilities to provide flexible approaches to participation</p> <p>1.1.3 Develop new netball facilities in areas of identified growth and demand</p>	<ul style="list-style-type: none"> <li>• Convert grass courts to hard surfaces in areas of high demand and growth</li> <li>• Install and upgrade competition standard court lighting to increase flexibility of use</li> <li>• Work with local government authorities to establish network plans for netball infrastructure</li> <li>• Monitor facility provision through ongoing assessment against provision benchmarks</li> </ul>	<ul style="list-style-type: none"> <li>• Increased participation through access to fit-for-purpose netball competition and training facilities</li> <li>• Expanded participation offerings through facilities that are more flexible and adaptive</li> <li>• Access to netball in new communities and population growth areas</li> <li>• Investment into facility development is driven by evidence of demand and potential for growth</li> </ul>
1.2 Inclusive Environments	Key Actions	Outcomes
<p>1.2.1 Create welcoming and supportive environments for competition, training and participation programs</p> <p>1.2.2 Prioritise facility development that supports inclusive participation</p>	<ul style="list-style-type: none"> <li>• Prioritise facility improvements that increase accessibility and promote equal opportunities to participate</li> <li>• Increase the provision of amenities and change facilities for participants and officials</li> <li>• Advocate for facility investment that supports participation by underrepresented and diverse participants</li> </ul>	<ul style="list-style-type: none"> <li>• Improved user experience and engagement</li> <li>• Increased participation diversity, including more participation by men and boys, people with disabilities, First Nations peoples and underrepresented communities</li> <li>• Increased retention of participants, officials and volunteers at all levels of netball</li> </ul>





# 2. ELITE & PATHWAYS

**Goal:** Our facilities create environments that develop talent, drive high performance and inspire our fans

2.1 Elite Performance	Key Actions	Outcomes
<p><b>2.1.1</b> Prioritise investment in Nissan Arena that promotes high performance, event activation and connection with fans</p> <p><b>2.1.2</b> Harness momentum towards Brisbane 2032 to ensure netball has access to new indoor facilities</p> <p><b>2.1.3</b> Establish venues in Regional Queensland that support high performance and host elite content</p>	<ul style="list-style-type: none"> <li>• Implement the staged improvement of Nissan Arena, including venue hospitality and fan experience facilities</li> <li>• Partner with local and state government to create equitable access to new indoor facilities as a legacy of Brisbane 2032</li> <li>• Partner with local and state government to plan and develop high performance venues in key regional cities</li> </ul>	<ul style="list-style-type: none"> <li>• Higher levels of fan engagement and improved elite competition outcomes at Nissan Arena</li> <li>• Increased opportunities for elite pathways and athlete development as a result of investment in indoor venues for Brisbane 2032</li> <li>• Establishment of elite netball competition offerings in Regional Queensland</li> </ul>
2.2 Talent Development	Key Actions	Outcomes
<p><b>2.2.1</b> Establish a network of talent pathway facilities to support the progression of talented players, coaches and officials</p> <p><b>2.2.2</b> Create a network of pathway event-ready facilities across Queensland</p>	<ul style="list-style-type: none"> <li>• Plan and develop venues in metropolitan and regional cities that provide talent pathway and development opportunities</li> <li>• Partner with local government and netball associations to identify and develop venues suitable for events and carnivals</li> </ul>	<ul style="list-style-type: none"> <li>• Talented athletes and officials are supported to develop locally, with clear pathways to progress towards elite performance</li> <li>• Increased opportunities to host events and carnivals, delivering talent development and economic outcomes across Queensland's cities and regions</li> </ul>



# 3. INNOVATION & PARTNERSHIPS

**Goal:** Our facilities are sustainable and innovative, creating more opportunities to participate

3.1 Sustainable Innovation	Key Actions	Outcomes
<p><b>3.1.1</b> Promote opportunities for shared use and multipurpose facility models</p> <p><b>3.1.2</b> Increase equitable access to indoor and covered netball facilities</p> <p><b>3.1.3</b> Support councils and land-owners to create sustainable and resilient netball facilities</p>	<ul style="list-style-type: none"> <li>• Create a suite of suitable shared use models with complementary sports and activities</li> <li>• Promote opportunities to grow facility capacity through access to multipurpose facilities</li> <li>• Work with councils and facility managers to identify opportunities to expand access to indoor courts</li> <li>• Develop covered outdoor courts in areas of high demand and growth, and climate-impacted locations</li> <li>• Work with councils to identify opportunities to future proof venue resilience against flood events</li> </ul>	<ul style="list-style-type: none"> <li>• Increased use of multipurpose and shared use facilities to complement existing netball venues</li> <li>• Increased use of indoor facilities for competitions, participation programs and events</li> <li>• Reduced vulnerability of facilities to climate change and adverse weather events</li> <li>• Reduced loss of access to facilities due to extreme heat, rain and other climatic conditions</li> </ul>
3.2 Working Together	Key Actions	Outcomes
<p><b>3.2.1</b> Advocate for the creation of a Queensland Netball Infrastructure Fund in partnership with government</p> <p><b>3.2.2</b> Grow the facility network through partnerships with schools and other facility providers</p> <p><b>3.2.3</b> Adopt best practice asset management principles, including medium and long-term asset management planning</p>	<ul style="list-style-type: none"> <li>• Investigate the opportunity to create a netball specific infrastructure funding program in partnership with the Queensland Government</li> <li>• Partner with Education Queensland to establish a consistent approach for accessing schools as community netball facilities</li> <li>• Create a Local Government Netball Infrastructure Reference Group</li> </ul>	<ul style="list-style-type: none"> <li>• Targeted government investment into facility projects that drive participation and access outcomes</li> <li>• Increased access to school facilities for netball competition and training</li> <li>• Improved partnerships between Netball Queensland and local government authorities</li> <li>• Proactive netball asset management and planning</li> </ul>



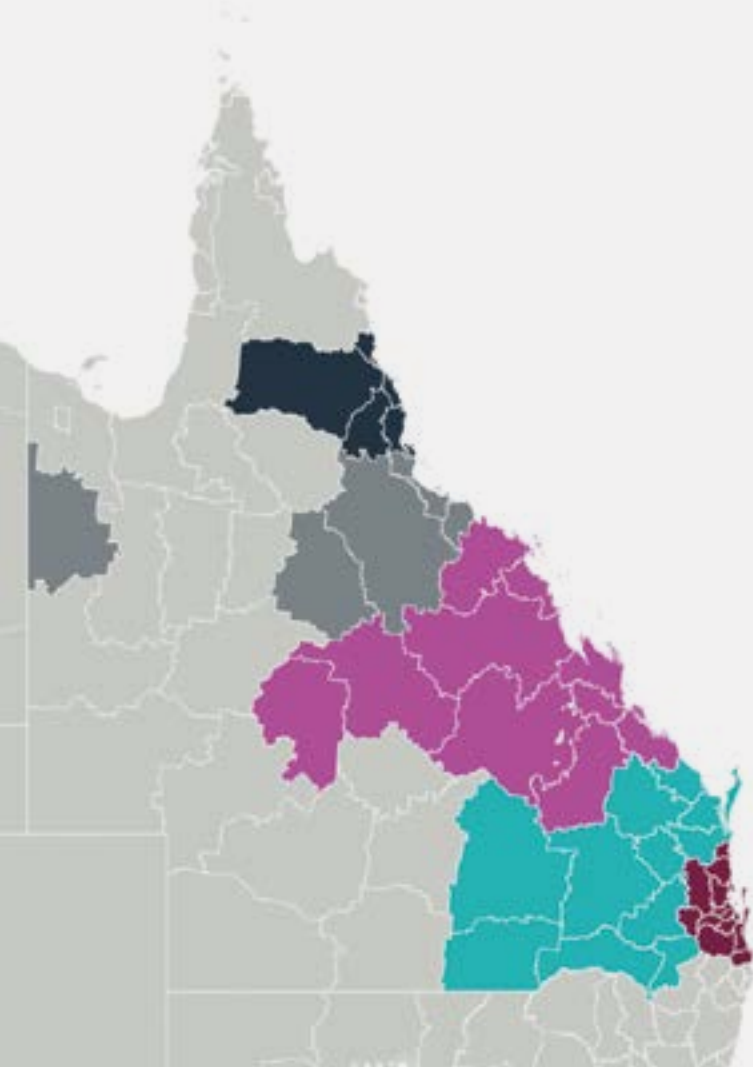




# OUR REGIONS



# NETBALL QUEENSLAND REGIONS



The Netball Queensland region structure establishes five geographic regions based on local government boundaries.

The Netball Facility Provision Model has been applied at both region and local government levels to inform facility development needs based on participation demand and population forecasts.

South East QLD	South West QLD	Central QLD	Northern QLD	Far North QLD
Brisbane	Balonne	Banana	Burdekin	Cairns
Gold Coast	Bundaberg	Barcardine	Charters Towers	Cassowary Coast
Ipswich	Fraser Coast	Central Highlands	Flinders	Douglas
Lockyer Valley	Goondiwindi	Gladstone	Hinchinbrook	Mareeba
Logan	Gympie	Isaac	Mount Isa	Tablelands
Moreton Bay	Maranoa	Livingstone	Townsville	
Noosa	North Burnett	Longreach		
Redland	South Burnett	Mackay		
Scenic Rim	Southern Downs	Rockhampton		
Sunshine Coast	Toowoomba	Whitsunday		
Tweed*	Western Downs			



SUNSHINE COAST NETBALL ASSOCIATION

# SOUTH EAST QUEENSLAND



# SOUTH EAST QUEENSLAND

South East Queensland is Australia's fastest growing region, with population growth of over 700,000 people expected between 2024 and 2034.

The total population of South East Queensland will exceed 4.5 million by 2034, representing 18.2% growth between 2024 and 2034.

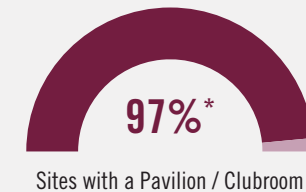
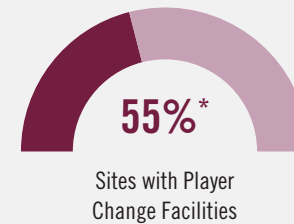
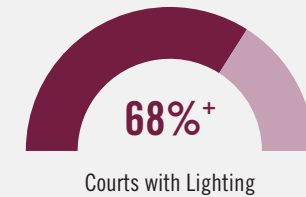
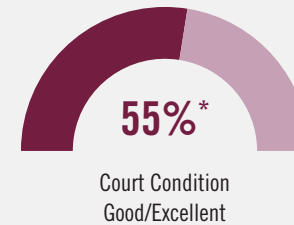
Growing participation, increasing population density in existing communities and new communities emerging through residential growth areas are driving demand for additional netball facility capacity.

REGION MAP

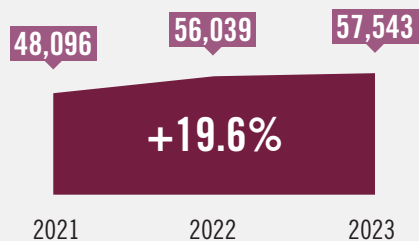


COURT PROVISION SUMMARY

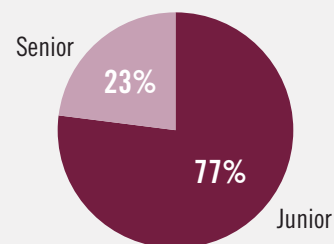
	VENUES	HARD COURTS	GRASS COURTS	LIT COURTS	TOTAL COURTS	EQUIVALENT COURTS
TOTAL	36	415	109	353	524	453



PLAYERS BY SEASON 2021 - 2023



2023 PLAYER AGE PROFILE



\* Based on audit of 33 venues and 441 courts  
+ Based on total court provision



# FACILITY PROVISION ANALYSIS: SOUTH EAST QUEENSLAND

LGA	Type	Venues	Hard Courts	Grass Courts	Total Courts	EQ. Courts	2023 (Current)		2029 (Projected)		2034 (Projected)		Court Capacity Variance					
							Population per EQ. Court	Participants per EQ. Court	Population per EQ. Court	Participants per EQ. Court	Population per EQ. Court	Participants per EQ. Court	By Participants			By Population		
													2023	2029	2034	2023	2029	2034
<b>SEQ</b>	-	<b>36</b>	<b>415</b>	<b>109</b>	<b>524</b>	<b>453</b>	<b>127</b>	<b>8,524</b>	<b>141</b>	<b>9,487</b>	<b>151</b>	<b>10,267</b>	<b>+34</b>	<b>-11</b>	<b>-46</b>	<b>-45</b>	<b>-102</b>	<b>-146</b>
Brisbane	Metro	8	107	32	139	119	170	10,864	181	11,589	190	12,133	-26	-35	-43	-43	-53	-61
Gold Coast	Metro	5	66	20	86	75	156	8,838	177	10,002	193	10,936	-9	-20	-29	-8	-19	-28
Ipswich	Metro	2	30	0	30	30	46	8,353	56	10,082	66	11,944	+20	+18	+16	-1	-8	-15
Lockyer																		
Valley	Rural	2	8	9	17	11	42	3,902	46	4,220	49	4,501	+5	+5	+4	+0	-1	-1
Logan	Metro	5	60	11	64	61	60	6,052	69	6,958	77	7,680	+35	+31	+28	+15	+8	+2
Moreton Bay	Metro	3	43	0	50	43	140	11,890	162	13,761	179	15,189	0	-7	-12	-21	-31	-39
Noosa	Metro	1	11	7	18	13	81	4,450	85	4,674	88	4,827	+5	+5	+5	+6	+5	+5
Redland	Metro	1	9	6	15	12	173	13,715	182	14,426	187	14,849	-3	-4	-4	-9	-10	-10
Scenic Rim	Rural	2	10	3	13	12	34	3,751	37	4,104	40	4,337	+7	+6	+6	+1	0	-1
Sunshine Coast	Metro	5	49	11	60	52	157	6,996	179	7,986	197	8,765	-6	-15	-21	+7	0	-5
Tweed	Regional	2	22	10	32	25	93	4,020	97	4,204	100	4,340	+6	+5	+4	+8	+7	+7

Red indicates low facility provision benchmark exceeded e.g. +25% participants or population per equivalent court. Green indicates high facility provision benchmark exceeded e.g. -25% participants or population per equivalent court.





# FACILITY DEVELOPMENT OPPORTUNITIES

## SOUTH EAST QUEENSLAND

South East Queensland requires investment in netball facilities to ensure that communities have equitable access to netball. Netball facility needs vary across the region, with differing facility capacity and capability across LGAs creating unique facility development needs.

Facility investment that addresses all three pillars of the Netball Queensland Facilities Framework is vital, with a focus on:

- **Increasing facility capacity and capability**
- **Establishing facilities in areas of participation and population growth**
- **Improving access to facilities that drive elite performance and connect talent pathways**
- **Increasing equitable access to indoor and covered netball facilities**
- **Strengthening partnerships to invest in infrastructure and increase access to facilities**

### Priority Development Opportunities

- The **City of Brisbane** has high demand for netball facilities based on both participation and population provision benchmarks. The City of Brisbane requires an additional 1-2 association competition netball facilities. The City of Brisbane should also aim to increase the capacity of existing facilities through the conversion of grass courts and installation of lighting.
- Based on the participant-to-equivalent court ratio, **Sunshine Coast Council** may require an additional association competition facility by 2029, noting that population-to-equivalent courts is balanced.
- **Gold Coast City Council** currently has relatively balanced facility provision (based on provision benchmarks), but will need to grow provision over the next 5-10 years to cater for population growth. Gold Coast City Council should consider increasing court capacity through long-term grass court conversion and the installation of lighting at existing venues.
- **Moreton Bay City Council** is catering for existing participation demand but will require additional courts based on population growth over the next ten years. The creation of an additional association competition netball facility to cater for the residential growth corridor will be required.
- **Logan City Council** may consider rationalising some netball courts, noting that not all courts within the network are currently usable. Logan City Council is encouraged to retain a sufficient supply of courts to cater for population growth and work with Netball Queensland to increase participation.
- **Ipswich City Council** currently has a low level of participants per court and high population per court. This is based on a relatively low overall netball participation rate in Ipswich City Council, which provides opportunities for growth. Council should retain existing courts and plan for an additional competition facility within the next 5-10 years.
- **Redland City Council** has high demand relative to current facility provision, noting that some demand may be offset within the City of Brisbane. Redland City Council should consider increasing provision through the conversion of grass courts in the short term, and monitor ongoing demand based on population growth.
- Provision in **Noosa, Scenic Rim, Lockyer Valley** and **Tweed** should be monitored, noting that existing court provision meets current and forecast benchmarks. Improving netball facilities should be considered to engage more participants, officials and volunteers.



## FACILITY UPGRADE PRIORITIES 2025 – 2027:

# SOUTH EAST QUEENSLAND

LGA	Member Association	Project Description	Estimated Cost
Brisbane	Brisbane Netball Association	Convert grass courts to hard courts	TBD
Brisbane	Downey Park Netball Association / QCNA	Resurface nine hard courts	\$150,000
Brisbane	Macgregor Netball Association	Convert six grass courts to hard courts	\$400,000
Brisbane	Metropolitan Districts Netball Association	Conversion of grass courts to hard courts	TBD
Brisbane	Western Districts Netball Association	Conversion of grass courts to hard courts	Commenced
Gold Coast	Northern Gold Coast Netball Association	Major court, lighting and clubhouse redevelopment	TBD
Gold Coast	Pimpama United Netball Association	Court cleaning and purchase a Defibrillator (AED)	\$30,000
Gold Coast	South Coast Netball Association	Repair and resurface of fifteen courts	\$285,000
Gold Coast	Southport Carrara Netball Association	Improvements to clubhouse	\$50,000
Ipswich	Goodna Netball Association	Reconstruct six hard courts with compliant run-offs and improved safety	\$900,000
Ipswich	Ipswich Netball Association	Improved toilet facilities and access to drinking water	\$250,000
Logan	Beenleigh Netball Association	Resurface nine hard courts	\$150,000
Logan	Cornubia Park Netball Association	Resurfacing of hard courts	\$250,000
Logan	Jimboomba Netball Association	Additional toilet facilities	\$300,000
Logan	Logan City Netball Association	Site and court improvements, shaded seating and lighting	TBD
Logan	Underwood Park Netball Association	Sheltered court seating for spectators	\$250,000



## FACILITY UPGRADE PRIORITIES 2025 – 2027: SOUTH EAST QUEENSLAND (cont.)

LGA	Member Association	Project Description	Estimated Cost
Lockyer Valley	Laidley And Districts Netball Association	Resurface six hard courts	\$500,000
Lockyer Valley	<b>FUNDED</b> Lockyer Valley Netball Association	Resurface four hard courts and convert four grass courts to hard courts	\$1,000,000
Moreton Bay	Caboolture Netball Association	Changeroom upgrades and installation of security cameras	\$25,000
Moreton Bay	Pine Rivers Netball Association	Resurface courts	TBD
Moreton Bay	Redcliffe Leagues Netball Association	Reconstruct five new hard courts (Stage 2)	\$1,450,000
Noosa	Noosa District Netball Association	Resurface eleven hard courts	TBD
Redland	Redlands Netball Association	Conversion of grass courts to hard courts	\$1,150,000
Scenic Rim	Fassifern Netball Association	Relocation to Boonah Sports Complex, including hard courts, lighting and amenities shared with tennis	\$1,500,000
Sunshine Coast	Caloundra District Netball Association	Court resurfacing and player transition boxes for improved safety	\$100,000
Sunshine Coast	<b>FUNDED</b> Coolum & District Netball Association	New lighting and court resurfacing	\$750,000
Sunshine Coast	Maleny Netball Association	Installation of court lighting	TBD
Sunshine Coast	Nambour & Districts Netball Association	Court redevelopment	TBD
Sunshine Coast	Sunshine Coast Netball Association	Airhall structure over two courts to support all-weather training and competitions	\$1,200,000
Tweed	Murwillumbah Netball Association	Resurface two hard courts	TBD
Tweed	Tweed Netball Association	Resurface courts	TBD



# SOUTH WEST QUEENSLAND



# SOUTH WEST QUEENSLAND

South West Queensland represents a mix of regional population centres and smaller rural communities from the coast through to the south west border of Queensland.

The population of South West Queensland will grow by over 45,000 between 2024 and 2034 to from 698,000 residents to over 743,000 in this period (6.6% growth).

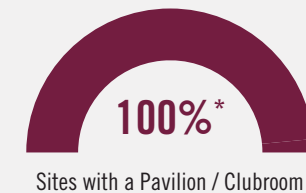
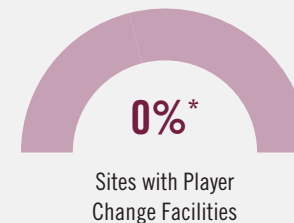
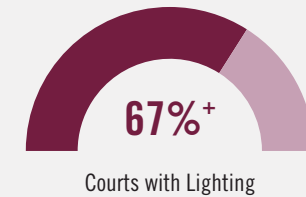
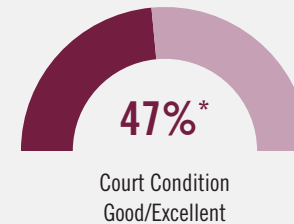
Netball participation in South West Queensland is primarily driven through competitions in regional centres, as well as local competitions and programs in smaller communities.

REGION MAP

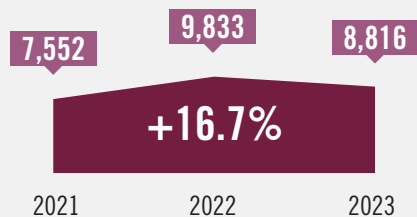


COURT PROVISION SUMMARY

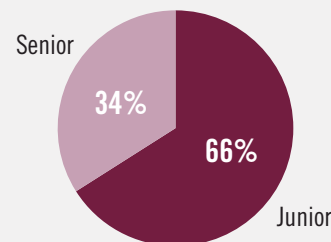
	VENUES	HARD COURTS	GRASS COURTS	LIT COURTS	TOTAL COURTS	EQUIVALENT COURTS
TOTAL	18	123	26	100	149	129



PLAYERS BY SEASON 2021 - 2023



2023 PLAYER AGE PROFILE



\* Based on audit of 7 venues and 86 courts  
+ Based on total court provision



# FACILITY PROVISION ANALYSIS: SOUTH WEST QUEENSLAND

LGA	Type	Venues	Hard Courts	Grass Courts	Total Courts	EQ. Courts	2023 (Current)		2029 (Projected)		2034 (Projected)		Court Capacity Variance					
							Population per EQ. Court	Participants per EQ. Court	Population per EQ. Court	Participants per EQ. Court	Population per EQ. Court	Participants per EQ. Court	By Participants			By Population		
													2023	2029	2034	2023	2029	2034
<b>South West</b>	-	<b>18</b>	<b>123</b>	<b>26</b>	<b>149</b>	<b>129</b>	<b>68</b>	<b>4,588</b>	<b>71</b>	<b>4,780</b>	<b>72</b>	<b>4,925</b>	<b>+41</b>	<b>+39</b>	<b>+36</b>	<b>+18</b>	<b>+14</b>	<b>+12</b>
Balonne	Rural	1	4	0	4	4	40	1,074	37	1,011	35	960	+2	+2	+2	+3	+3	+3
Bundaberg	Regional	1	20	2	22	20	49	5,072	51	5,271	52	5,429	+12	+12	+11	+3	+2	+2
Fraser Coast	Regional	2	14	0	14	14	83	8,199	89	8,780	93	9,171	+4	+4	+3	-5	-6	-7
Goondiwindi	Rural	1	4	0	4	4	88	2,576	86	2,502	84	2,448	0	0	0	+1	+1	+2
Gympie	Regional	1	6	0	6	6	90	9,128	95	9,588	98	9,855	+1	+1	+1	-3	-4	-4
Maranoa	Rural	1	8	0	8	8	54	1,605	52	1,561	51	1,521	+3	+3	+3	+5	+5	+5
North Burnett	Rural	3	9	5	14	12	35	838	31	814	30	802	+7	+7	+7	+9	+10	+10
South Burnett	Rural	2	8	4	12	9	95	3,733	97	3,824	99	3,905	-2	-2	-2	+1	0	0
Southern Downs	Rural	2	11	1	12	11	82	3,354	84	3,422	85	3,478	0	-1	-1	+2	+2	+1
Toowoomba	Regional	2	30	14	44	32	83	5,571	87	5,849	90	6,084	+10	+9	+8	+2	+1	0
Western Downs	Rural	2	9	0	9	9	44	3,841	45	3,912	46	3,967	+4	+4	+4	0	0	0

Red indicates low facility provision benchmark exceeded e.g. +25% participants or population per equivalent court. Green indicates high facility provision benchmark exceeded e.g. -25% participants or population per equivalent court.



# FACILITY DEVELOPMENT OPPORTUNITIES

## SOUTH WEST QUEENSLAND

South West Queensland is generally well provisioned with netball facilities and aligns with demand based on participation benchmarks.

While court provision within South West Queensland is sufficient based on current benchmarks, investment in netball infrastructure should focus on:

- **Improving the capability of facilities to provide flexible approaches to participation**
- **Improving the condition of existing facilities through proactive maintenance and renewal**
- **Driving participation growth and monitoring the demand for additional facilities**
- **Identifying opportunities to provide facilities that support talent pathways**
- **Increasing equitable access to indoor and covered netball facilities**

### Priority Development Opportunities

- Based on participation-to-court benchmarks, the provision of netball facilities across LGAs in South West Queensland is relatively balanced, with all LGAs within thresholds for either balanced or high levels of facility provision based on participation.
- **Fraser Coast Council** and **Gympie Regional Council** have demand for additional facilities based on population, with both councils beyond the 1 court per 7,500 population trigger for low facility provision for regional councils. Participant-per-court benchmarks do not currently necessitate additional courts in both LGAs, therefore, demand for additional courts should be monitored over the next 5-10 years in conjunction with association representatives.
- The majority of grass courts in the South West Queensland region are located in **Toowoomba Regional Council**, providing opportunities to increase court capacity through conversion to hard court surfaces.
- The provision of courts within **Bundaberg Regional Council** is closely aligned with court-per-population benchmarks, although it has lower levels of participation per court. It is recommended that courts within Bundaberg Regional Council are retained and opportunities to grow participation are investigated.
- The overall proportion of courts with lighting in South West Queensland is below the state average. Opportunities to install lighting on more courts should be considered to improve both court capacity and capability, particularly in areas where flexibility in scheduling is required due to climate or conflicts with other sports/activities.
- Improving the provision of player change facilities and amenities / toilet facilities that service association competition venues will create more welcoming and safer environments for all users.



## FACILITY UPGRADE PRIORITIES 2025 – 2027:

# SOUTH WEST QUEENSLAND

LGA	Member Association	Project Description	Estimated Cost
Balonne	St George Netball Association	Resurface four hard courts	TBD
Bundaberg <b>FUNDED</b>	Bundaberg Netball Association	Upgrade lighting to LED and pathways for improved accessibility	\$670,000
Fraser Coast	Hervey Bay Netball Association	Shaded seating around courts	\$75,000
Fraser Coast	Maryborough Netball Association	Resurface six hard courts	\$300,000
Gympie	Gympie & Districts Netball Association	Air hall structure over two hard courts to support all -weather training and competitions	\$1,200,000
Maranoa	Maranoa Netball Association	Air hall structure over two hard courts to support all -weather training and competitions	TBD
North Burnett	Gayndah And District Netball Association	Convert two grass courts to hard courts and lighting project	\$450,000
North Burnett	Monto Netball Association	Resurface two hard courts	\$70,000
North Burnett	Mundubbera Netball Association	Resurface of netball/tennis courts	TBD
South Burnett	Kingaroy Netball Association	Resurface five hard courts	\$1,500,000
South Burnett	Nanango And District Netball Association	Upgrade clubhouse (including amenities)	TBD
Southern Downs	Stanthorpe Netball Association	Redevelop clubhouse	TBD
Southern Downs	Warwick And District Netball Association	Upgrade pavilion	TBD
Toowoomba	Highfields & Districts Netball Association	Convert grass courts to hard courts	TBD
Toowoomba <b>FUNDED</b>	Toowoomba Netball Association	Major court redevelopment	\$2,500,000
Western Downs	Chinchilla Netball Association	Relocation to an independent site (including hard courts, lighting, and amenities)	TBD
Western Downs	Dalby Netball Association	Resurface four courts and upgrade canteen/clubhouse	TBD







# CENTRAL QUEENSLAND



# CENTRAL QUEENSLAND

Central Queensland is characterised by regional centres in Rockhampton, Mackay and Gladstone, and smaller rural communities extending to the central west.

The population of Central Queensland will grow from 432,000 in 2024 to over 473,000 in 2034, representing overall growth of 9.6% during this period.

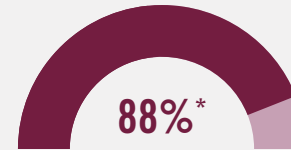
Netball participation in Central Queensland is centred in key regional cities such as Rockhampton and Mackay, with large association competitions driving ongoing engagement in netball.

REGION MAP

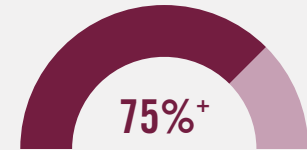


COURT PROVISION SUMMARY

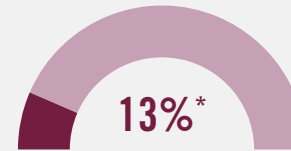
	VENUES	HARD COURTS	GRASS COURTS	LIT COURTS	TOTAL COURTS	EQUIVALENT COURTS
TOTAL	16	105	31	103	136	115



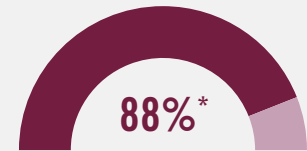
Court Condition  
Good/Excellent



Courts with Lighting

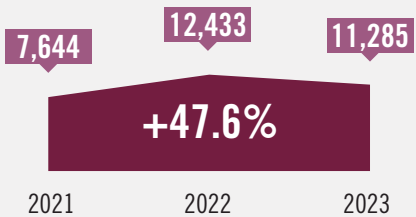


Sites with Player  
Change Facilities

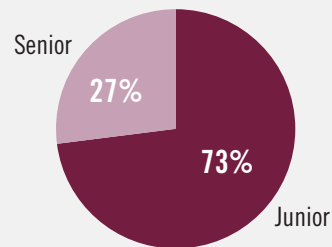


Sites with a Pavilion / Clubroom

PLAYERS BY SEASON 2021 - 2023



2023 PLAYER AGE PROFILE



\* Based on audit of 8 venues and 66 courts  
+ Based on total court provision



# FACILITY PROVISION ANALYSIS: CENTRAL QUEENSLAND

LGA	Type	Venues	Hard Courts	Grass Courts	Total Courts	EQ. Courts	2023 (Current)		2029 (Projected)		2034 (Projected)		Court Capacity Variance					
							Population per EQ. Court	Participants per EQ. Court	Population per EQ. Court	Participants per EQ. Court	Population per EQ. Court	Participants per EQ. Court	By Participants			By Population		
													2023	2029	2034	2023	2029	2034
<b>Central</b>	-	<b>16</b>	<b>105</b>	<b>31</b>	<b>137</b>	<b>115</b>	<b>98</b>	<b>3,722</b>	<b>103</b>	<b>3,936</b>	<b>106</b>	<b>4,117</b>	<b>+13</b>	<b>+7</b>	<b>+1</b>	<b>+34</b>	<b>+29</b>	<b>+25</b>
Banana	Rural	1	12	0	12	12	22	1,218	22	1,205	22	1,197	+9	+9	+9	+8	+8	+8
Barcaldine	Rural	1	2	0	2	2	58	1,413	55	1,358	53	1,303	+1	+1	+1	+1	+1	+1
Central Highlands	Rural	2	10	0	11	10	66	2,844	67	2,882	68	2,913	+2	+2	+1	+3	+3	+3
Gladstone	Regional	2	17	9	26	20	67	3,274	71	3,449	73	3,549	+9	+8	+8	+9	+9	+8
Isaac	Rural	3	13	0	13	13	42	1,745	44	1,805	45	1,860	+6	+6	+6	+7	+7	+7
Livingstone	Rural	1	8	8	16	10	60	4,180	68	4,756	75	5,261	+3	+2	+1	0	-2	-3
Longreach	Rural	1	3	0	3	3	56	1,212	53	1,155	51	1,099	+1	+1	+1	+2	+2	+2
Mackay	Regional	2	19	1	20	20	110	6,460	117	6,891	123	7,257	2	0	-2	-1	-3	-4
Rockhampton	Regional	1	12	13	25	16	311	5,243	322	5,427	331	5,578	-25	-27	-28	+2	+2	1
Whitsunday	Regional	2	9	0	9	9	55	4,305	60	4,667	63	4,955	+5	+5	+4	+3	+2	+2

Red indicates low facility provision benchmark exceeded e.g. +25% participants or population per equivalent court. Green indicates high facility provision benchmark exceeded e.g. -25% participants or population per equivalent court.



# FACILITY DEVELOPMENT OPPORTUNITIES

## CENTRAL QUEENSLAND

The current provision of netball facilities across Central Queensland generally meets requirements, with the key exceptions of Rockhampton Regional Council and Mackay Regional Council.

Investment in netball infrastructure in Central Queensland should be focused in the following areas:

- **Targeted investment in areas of identified demand**
- **Establishment of facilities that support elite performance and talent pathways in regional areas**
- **Improving the capability and quality of existing facilities to support participation**
- **Increasing equitable access to indoor and covered netball facilities**

### Priority Development Opportunities

- **Rockhampton Regional Council** is an outlier in Central Queensland, with a court-to-participant ratio over 2.5 times the benchmark for a regional city. The court-to-population ratio is aligned with the nominated benchmark for regional cities, highlighting that the demand for additional facility provision is based on the popularity of netball within Rockhampton Regional Council.
- The development of an additional association competition facility and retention of existing netball facilities is recommended to support participation demand.
- **Mackay Regional Council** is generally aligned with court-to-participant and court-to-population benchmarks. Based on population and participation projections to 2034, Mackay Regional Council should monitor demand for facilities and examine opportunities to develop facilities that support elite performance and talent pathways.
- **Livingstone Shire Council** should monitor the level of facility provision and demand based on benchmarks as population grows towards 2034.
- Improving facility capability through the installation of lighting and potential covered courts in key locations should be considered across Central Queensland to increase scheduling flexibility and resilience to climate impacts.
- Improving the provision of player change facilities and amenities / toilet facilities that service association competition venues will create more welcoming and safer environments for all users.



# FACILITY UPGRADE PRIORITIES 2025 – 2027: CENTRAL QUEENSLAND

LGA	Member Association	Project Description	Estimated Cost
Banana	Biloela Netball Association	Resurface twelve hard courts	\$200,000
Barcaldine	Barcaldine Netball Association	Resurface and cover two outdoor courts (not currently in use)	TBD
Central Highlands	Blackwater Netball Association	New pavilion with toilet and change amenities	\$1,000,000
Central Highlands	Emerald Netball Association	Airhall structure over two hard courts to support all -weather training and competitions	\$1,300,000
Gladstone	Curtis Coast Dolphins Netball Association	Improved security around facility and clubhouse	TBD
Gladstone	Gladstone Netball Association	Upgrade lighting, resurface hard courts, convert grass courts to hard courts and shaded seating	\$2,000,000
Isaac	Clermont Netball Association	Resurface five hard courts and construct clubhouse	TBD
Isaac	Middlemount Netball Association	Upgrade clubhouse (including amenities)	\$550,000
Livingstone	Capricorn Coast Netball Assoc	Convert six grass courts to six hard courts	\$4,500,000
Longreach	Longreach Netball Association	Upgrade / fit-out existing shed to a clubhouse with amenities	\$1,250,000
Mackay	Sarina And District Netball Association	Install toilet block	\$40,000
Mackay	Mackay Netball Association	Harrup Park Stage 2 Indoor Facility	\$40,000,000
Mackay	Mackay Netball Association	All-Weather Court & Shade	\$1,600,000
Rockhampton	Rockhampton Netball Association	Rockhampton Regional Sports Precinct – Stage 1 Netball Facilities (includes community play space)	\$100,000,000
Whitsunday	Bowen Netball Association	Airhall structure over two hard courts to support all -weather training and competitions, and additional storage shed	TBD
Whitsunday	Whitsunday Netball Association	Relocation to Haven Grand Sports Complex	\$4,000,000





# NORTHERN QUEENSLAND & FAR NORTH QUEENSLAND



# NORTHERN QLD & FAR NORTH QLD

Population growth in key regional cities such as Townsville and Cairns will drive population in Northern Queensland and Far North Queensland to grow by 10.8% over the next 10 years, exceeding 590,000 by 2034.

Netball participation has grown by 30% since 2021, with association netball competitions in regional cities accounting for a large proportion of overall participation.

It should be noted that Mount Isa is included within the Northern Queensland Region, despite a geographic distance to the rest of the region.

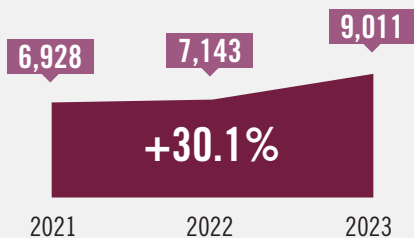
REGION MAP



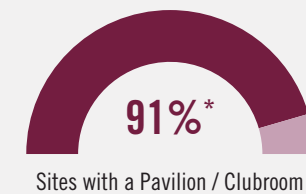
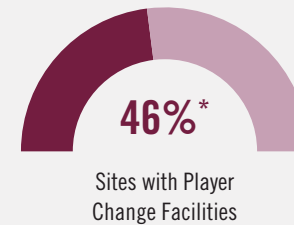
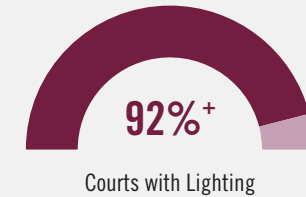
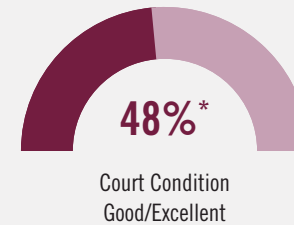
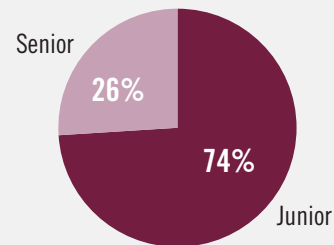
COURT PROVISION SUMMARY

	VENUES	HARD COURTS	GRASS COURTS	LIT COURTS	TOTAL COURTS	EQUIVALENT COURTS
<b>TOTAL</b>	13	85	10	87	95	88

PLAYERS BY SEASON 2021 - 2023



2023 PLAYER AGE PROFILE



\* Based on audit of 11 venues and 87 courts  
 + Based on total court provision



# FACILITY PROVISION ANALYSIS: NORTHERN QLD & FAR NORTH QLD

LGA	Type	Venues	Hard Courts	Grass Courts	Total Courts	EQ. Courts	2023 (Current)		2029 (Projected)		2034 (Projected)		Court Capacity Variance					
							Population per EQ. Court	Participants per EQ. Court	Population per EQ. Court	Participants per EQ. Court	Population per EQ. Court	Participants per EQ. Court	By Participants			By Population		
													2023	2029	2034	2023	2029	2034
<b>Northern</b>	-	<b>6</b>	<b>46</b>	<b>7</b>	<b>53</b>	<b>48</b>	<b>131</b>	<b>5,436</b>	<b>138</b>	<b>5,744</b>	<b>144</b>	<b>6,017</b>	<b>-8</b>	<b>-11</b>	<b>-14</b>	<b>+2</b>	<b>-1</b>	<b>-2</b>
Burdekin	Rural	1	4	4	8	5	59	3,345	58	3,275	57	3,234	+1	+1	+1	+1	+1	+1
Charters Towers	Rural	1	7	1	8	8	58	1,485	58	1,470	57	1,452	+2	+2	+2	+5	+5	+5
Flinders	Rural	1	1	0	1	1	110	1,490	103	1,398	97	1,315	0	0	0	+1	+1	+1
Hinchinbrook	Rural	1	6	0	6	6	30	1,808	29	1,734	27	1,662	+4	+4	+4	+3	+3	+4
Mount Isa	Regional	1	8	0	8	8	79	2,404	79	2,404	79	2,396	+3	+3	+3	+5	+5	+5
Townsville	Regional	1	20	2	22	20	229	10,039	247	10,827	263	11,529	-17	-20	-22	-13	-16	-18
<b>Far North</b>	-	<b>7</b>	<b>39</b>	<b>3</b>	<b>42</b>	<b>40</b>	<b>69</b>	<b>6,680</b>	<b>73</b>	<b>7,148</b>	<b>77</b>	<b>7,539</b>	<b>+12</b>	<b>+11</b>	<b>+9</b>	<b>-11</b>	<b>-15</b>	<b>-18</b>
Cairns	Regional	1	16	0	16	16	95	10,890	103	11,815	110	12,599	+3	+2	+1	-13	-16	-18
Cassowary Coast	Rural	2	9	2	11	10	62	2,977	64	3,050	65	3,097	+2	+2	+2	+3	+2	+2
Douglas	Regional	1	4	0	4	4	11	3,172	12	3,354	12	3,509	+4	+4	+4	+2	+2	+2
Mareeba	Rural	1	4	1	5	4	84	5,907	88	6,249	92	6,539	0	0	-1	-2	-2	-3
Tablelands	Rural	2	6	0	6	6	37	4,476	38	4,660	39	4,801	+3	+3	+3	-1	-1	-1

Red indicates low facility provision benchmark exceeded e.g. +25% participants or population per equivalent court. Green indicates high facility provision benchmark exceeded e.g. -25% participants or population per equivalent court.





# FACILITY DEVELOPMENT OPPORTUNITIES

## NORTHERN QLD & FAR NORTH QLD

Netball facility development needs within the Northern Queensland and Far North Queensland regions are characterised by demand within regional population centres.

Facility investment in Northern Queensland and Far North Queensland should focus on:

- **Increasing facility capacity to cater for growing regional cities such as Townsville and Cairns**
- **Improving the capability of netball facilities in smaller townships to service large geographic catchments**
- **Establishing netball facilities that connect talent pathways and provide opportunities for local development**
- **Increasing equitable access to indoor and covered netball facilities**

Opportunities to improve facility capacity and capability in smaller communities should also be considered due to the significant geographic catchments that facilities service and the unique context within each community.

### Priority Development Opportunities

- **Townsville City Council** has high demand for additional netball facility provision based on both participation and population benchmarks. In comparison to provision benchmarks for regional cities, Townsville could potentially aim to double its court capacity in the next 5-10 years to address significant demand for netball.
- **Cairns Regional Council** has high demand for additional netball courts based on population triggers, noting that provision based on participation numbers is relatively balanced. Council should monitor demand for additional courts based on participation growth.
- **Mareeba Shire Council** is considered to have low netball facility provision based on court-to-population benchmarks and should monitor demand over time to ensure that existing facilities meet participation demands.
- Other LGAs in Northern and Far North Queensland are generally considered to have balanced or high levels of court provision based on the netball facility provision benchmarks. It should be noted that netball facility provision needs in smaller communities may require additional consideration due to the large geographic catchments facilities may serve.
- A high proportion of courts within Northern Queensland and Far North Queensland have lighting, increasing the capability of facilities to host night training and competitions.
- Improving the provision of player change facilities and amenities / toilet facilities that service association competition venues will create more welcoming and safer environments for all users.



## FACILITY UPGRADE PRIORITIES 2025 – 2027:

# NORTHERN QLD & FAR NORTH QLD

LGA	Member Association	Project Description	Estimated Cost
Burdekin	<b>FUNDED</b> Burdekin Netball Association	Demolish site and construct ten new courts and clubhouse	\$3,500,000
Cairns	<b>FUNDED</b> Cairns Netball Association	Electronic scoreboards & sheltered grandstand seating	\$175,000
Cassowary Coast	<b>FUNDED</b> Innisfail & District Netball Association	Major court and lighting redevelopment	\$2,500,000
Cassowary Coast	Tully Netball Association	Construction of new hard courts and cover existing outdoor courts at Tully High School	TBD
Charters Towers	Charters Towers And Surrounding Districts Netball Association	Convert grass court to hard court	\$300,000
Hinchinbrook	Herbert River Netball Association	New clubroom building	\$500,000
Mareeba	<b>FUNDED</b> Mareeba Netball Association	Air hall structure over existing four hard courts to support all-weather training and competitions	\$2,000,000
Mount Isa	Mount Isa Amateur Netball Association	Major court redevelopment and new changerooms	\$4,000,000
Tablelands	Evelyn Netball Association	Airhall structure over hard courts to support all-weather training and competitions	\$1,000,000
Tablelands	Tableland Netball Association	Airhall structure over hard courts to support all-weather training and competitions	Commenced
Townsville	Townsville City Netball Association	Resurface courts and construct maintenance shed	TBD







[@NETBALLQUEENSLAND\\_](#)

[QLD.NETBALL.COM.AU](#)

[@FIREBIRDSQLD](#)

[FIREBIRDS.NET.AU](#)