2026 Senior State Age

Netball Connect Support Guide: Team Managers

Brought to you by

Assigning a Scorer OR Score Yourself

- You need to have a role as a *Manager* to assign scorers
  - If you have not been assigned as the *Manager* on Netball Connect, you will need to contact your Association to be added.
- Open the Netball Connect app, and a Managing screen will appear on your 'Home' screen.

NOTE - only Home/Team 1 teams are required to assign a scorer.

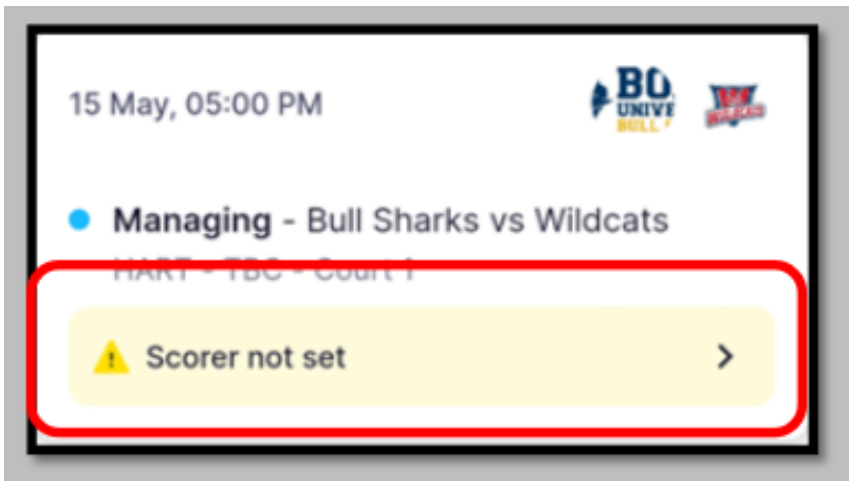

- Select either:
  - I'm scoring this game myself, OR
  - Search for someone else

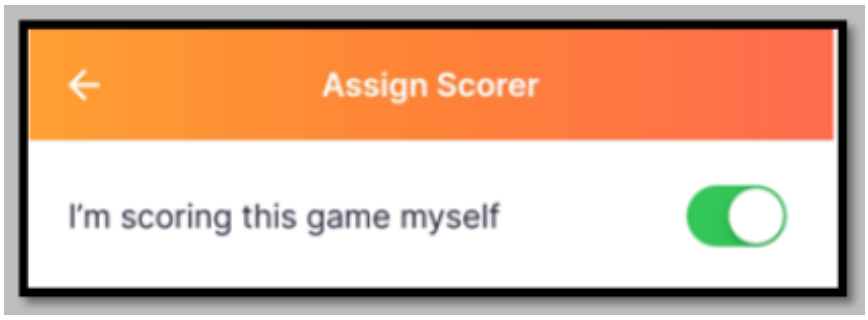

- Select confirm scorer

- If you assign yourself as the scorer, the below screen appears on your schedule:

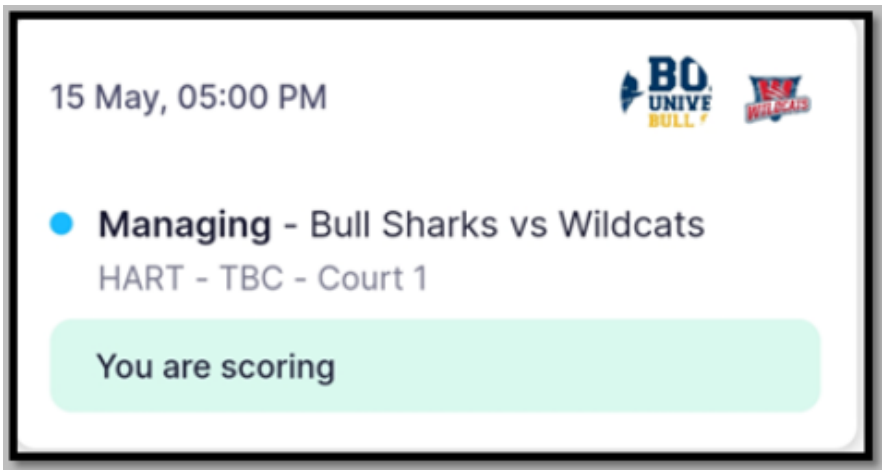

- Followed by the scoring card
  - Open the scoring card to score the game by tapping it

- If you have assigned the scoring role to someone else, they will see the scoring card on their schedule and will need to confirm (select 'yes' or 'no') in their app.
- Open the scoring card to score the game by tapping it

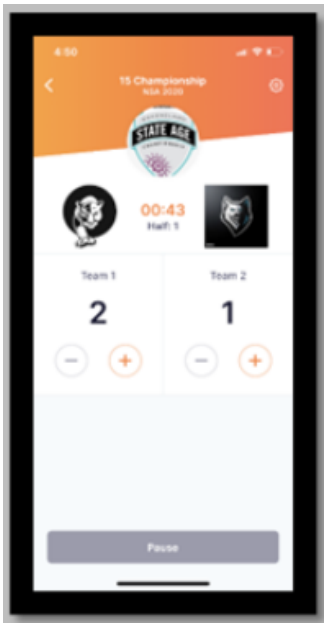

- Use the **+** and **-** buttons to score the match
- Confirm scores at interval breaks
- Score to the whistle